


SPFCIFICATION FOR APPROVAL

※This is a RoHS and REACH compliant product whose related documents are available on request.

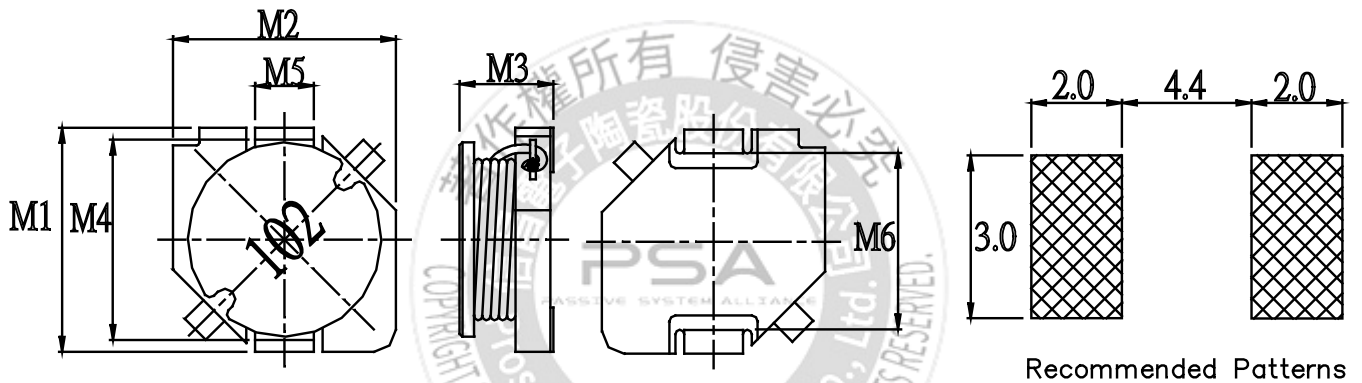
※Graphic is only for dimensionally application.

1. PART NUMBERING : PRODUCT IDENTIFICATION

CSN 075 F - - LRH



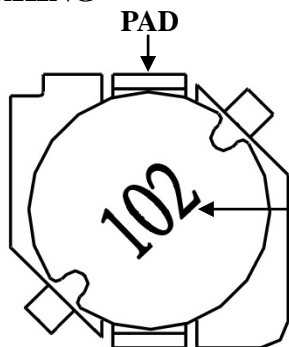
2. MECHANICAL DIMENSION



UNIT: mm

	M1	M2	M3	M4	M5	M6
DIM.	7.6	7.6	5.1	6.8	2.0	5.4
TOL.	MAX.	MAX.	MAX.	-	-	

3. MARKING



Marking Direction: PAD is on the upper and lower sides, the font faces the upper left gap and is centered.

Example: 102 Stands for Marking → 1.0μH

SPFCIFICATION FOR APPROVAL

4. ELECTRICAL SPECIFICATION

Part number	Marking	Inductance (uH)	Test Frequency (KHz)	DC Resistance (Ω) MAX.	Rated Current (A)
CSN075F-1R0M-LRH	102	1.0	100	0.023	2.88
CSN075F-1R5M-LRH	152	1.5	100	0.028	2.56
CSN075F-2R2M-LRH	222	2.2	100	0.032	2.36
CSN075F-3R3M-LRH	332	3.3	100	0.038	2.16
CSN075F-4R7M-LRH	472	4.7	100	0.049	1.88
CSN075F-6R8M-LRH	682	6.8	100	0.060	1.68
CSN075F-100M-LRH	103	10	100	0.070	1.56
CSN075F-120M-LRH	123	12	100	0.080	1.44
CSN075F-150M-LRH	153	15	100	0.090	1.36
CSN075F-180M-LRH	183	18	100	0.100	1.28
CSN075F-220M-LRH	223	22	100	0.120	1.17
CSN075F-270M-LRH	273	27	100	0.140	1.07
CSN075F-330M-LRH	333	33	100	0.160	1.00
CSN075F-390M-LRH	393	39	100	0.190	0.91
CSN075F-470M-LRH	473	47	100	0.220	0.84
CSN075F-560M-LRH	563	56	100	0.290	0.72
CSN075F-680M-LRH	683	68	100	0.340	0.66
CSN075F-820M-LRH	823	82	100	0.460	0.58
CSN075F-101M-LRH	104	100	100	0.550	0.51
CSN075F-121M-LRH	124	120	100	0.670	0.42
CSN075F-151M-LRH	154	150	100	0.900	0.37
CSN075F-181M-LRH	184	180	100	1.050	0.35
CSN075F-221M-LRH	224	220	100	1.350	0.29
CSN075F-271M-LRH	274	270	100	1.550	0.28
CSN075F-331M-LRH	334	330	100	2.050	0.23
CSN075F-391M-LRH	394	390	100	2.300	0.215
CSN075F-471M-LRH	474	470	100	2.600	0.195

NOTE:

1. Tolerance: M±20%、L±15%、K±10%
2. Operating temperature range: -25°C to +125°C.
3. Storage temperature range: -25°C to +85°C.
4. Inductance measured using the HP4284A LCR meter, CHROMA1320 & 3302.
5. DCR measured using the 502BC milli-ohm meter.
6. Inductance drops no more than 10 % of initial value at rated current ,temperature rises $\Delta t < 40^{\circ}\text{C}$
7. MSL: Level 1