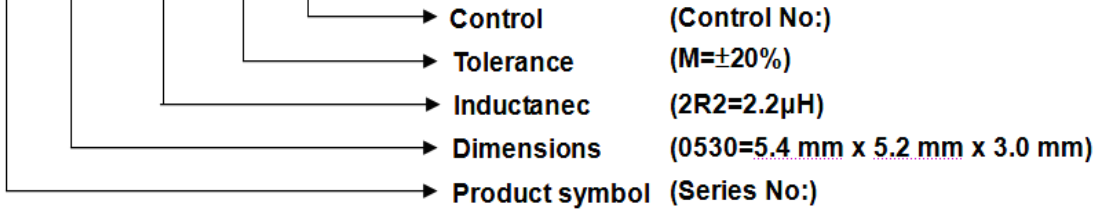


SPECIFICATION FOR APPROVAL

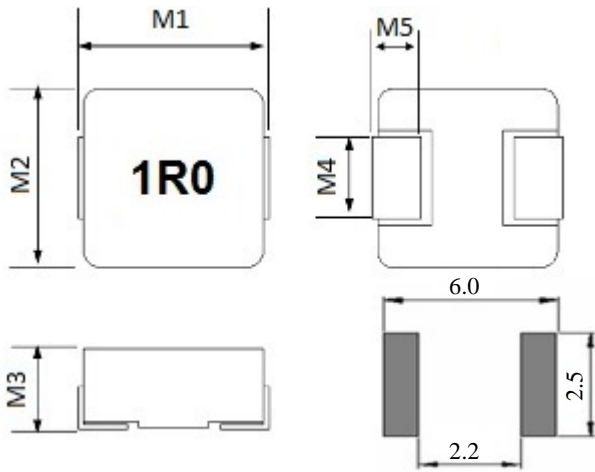
※This is a RoHS and REACH compliant product whose related documents are available on request.
 ※Graphic is only for dimensionally application.

1. PART NUMBERING IDENTIFICATION

MCS 0530-□□□ □□□



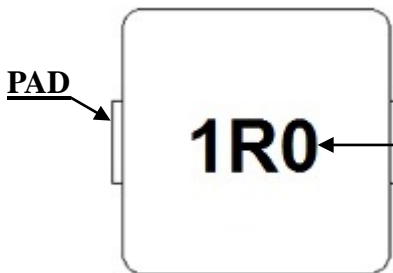
2. MECHANICAL DIMENSION



UNIT: mm

	DIM.	TOL.
M1	5.4	±0.3
M2	5.2	±0.3
M3	2.8	±0.2
M4	2.2	±0.3
M5	1.2	±0.2

3. MARKING



Marking Direction: PAD on the left and right sides, font facing up.
Example: 1R0 Stands for Marking → 1.0μH

SPECIFICATION FOR APPROVAL

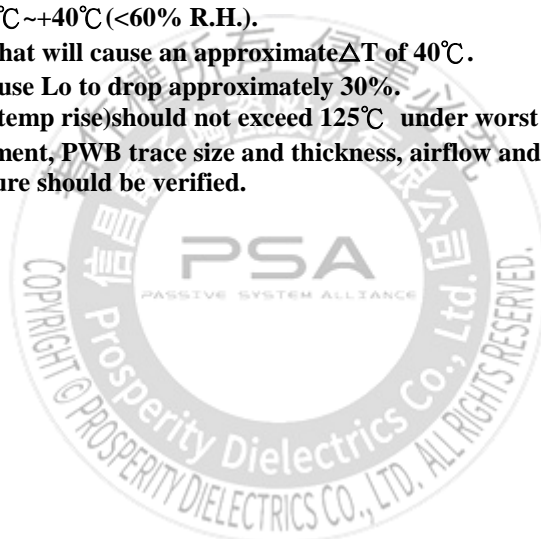
4. ELECTRICAL SPECIFICATION

Part number	Inductance (uH) ±20%	DC Resistance (mΩ) Typical	DC Resistance (mΩ) MAX.	Rated Current (A) Typical	I sat (A) Typical
MCS0530-R20MN2	0.20	3.5	3.9	18.0	14.5
MCS0530-R47MN2	0.47	7.4	8.5	13.5	12.0
MCS0530-R68MN2	0.68	11	12	8.5	14.0
MCS0530-1R0MN2	1.0	13	14	7.0	11.0
MCS0530-1R2MN2	1.2	15	16	8.5	11.0
MCS0530-1R5MN2	1.5	20	25	6.0	8.5
MCS0530-2R2MN2	2.2	25	29	5.5	8.0
MCS0530-3R3MN2	3.3	32	38	5.0	6.0
MCS0530-4R7MN2	4.7	50	60	4.0	5.0
MCS0530-6R8MN2	6.8	75	90	3.5	4.0
MCS0530-100MN2	10	110	125	2.5	3.5

TEST INSTRUMENT: CHROMA 16502、Zentech1320+Zentech3305

NOTE:

1. Test Freq.: 100KHz, 1.0V
2. All test data is referenced to 25°C ambient.
3. Operating Temperature Range -25°C~+125°C.
4. Storage Temperature Range: -20°C~+40°C(<60% R.H.).
5. Rated Current: DC current (A) that will cause an approximate ΔT of 40°C.
6. I sat: DC current (A) that will cause L_o to drop approximately 30%.
7. The part temperature(ambient +temp rise)should not exceed 125°C under worst case operating conditions.
8. Circuit design, component placement, PWB trace size and thickness, airflow and other cooling provisions all affect the part temperature Part temperature should be verified.
9. MSL: Level 1



SPECIFICATION FOR APPROVAL

5. ELECTRICAL CURVE

