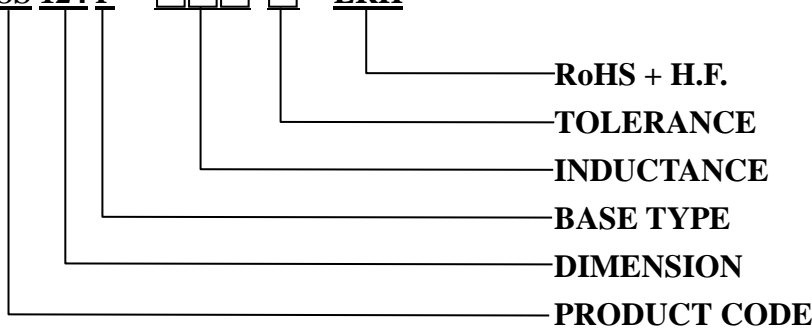


SPECIFICATION FOR APPROVAL

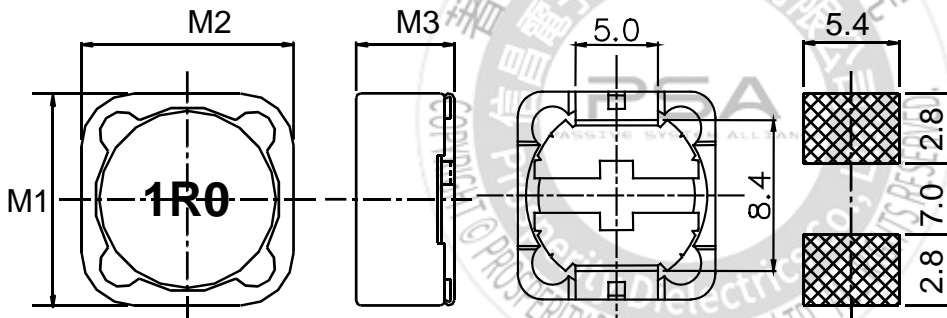
※This is a RoHS and REACH compliant product whose related documents are available on request.
 ※Graphic is only for dimensionally application.

1. PART NUMBER IDENTIFICATION

CSS 124 P - □□□□ - LRH



2. MECHANICAL DIMENSION

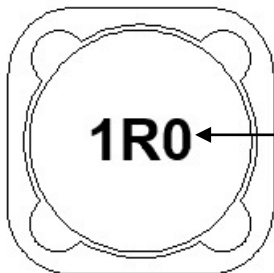


UNIT: mm

	DIM.	TOL.
M1	12.0	±0.3
M2	12.0	±0.3
M3	4.8	MAX.

Recommended Patterns

3. MARKING



Example: 1R0 Stands for Marking → 1.0μH

SPECIFICATION FOR APPROVAL

4. ELECTRICAL SPECIFICATION

Part number	Marking	Inductance (uH)	Test Frequency (KHz)	DC Resistance (mΩ) MAX.	Rated Current (A)
CSS124P-3R9M-LRH	3R9	3.9	100	15	6.50
CSS124P-4R7M-LRH	4R7	4.7	100	18	5.70
CSS124P-6R8M-LRH	6R8	6.8	100	23	4.90
CSS124P-8R2M-LRH	8R2	8.2	100	26	4.60
CSS124P-100M-LRH	100	10	100	28	4.50
CSS124P-120M-LRH	120	12	100	38	4.00
CSS124P-150M-LRH	150	15	100	50	3.20
CSS124P-180M-LRH	180	18	100	57	3.10
CSS124P-220M-LRH	220	22	100	66	2.90
CSS124P-270M-LRH	270	27	100	80	2.80
CSS124P-330M-LRH	330	33	100	97	2.70
CSS124P-390M-LRH	390	39	100	132	2.10
CSS124P-470M-LRH	470	47	100	150	1.90
CSS124P-560M-LRH	560	56	100	190	1.80
CSS124P-680M-LRH	680	68	100	220	1.50
CSS124P-820M-LRH	820	82	100	260	1.30
CSS124P-101M-LRH	101	100	100	308	1.20
CSS124P-121M-LRH	121	120	100	380	1.10
CSS124P-151M-LRH	151	150	100	530	0.95
CSS124P-181M-LRH	181	180	100	620	0.85
CSS124P-221M-LRH	221	220	100	700	0.80
CSS124P-271M-LRH	271	270	100	870	0.60
CSS124P-331M-LRH	331	330	100	990	0.50

1. Tolerance: M: ±20%.
2. Operating temperature range: -25°C to +125°C.
3. Storage temperature range: -25°C to +85°C.
4. Inductance measured using the HP4284A LCR meter, CHROMA1320 & 3302 & 16502.
5. DCR measured using the 502BC milli-ohm meter.
6. Inductance drops no more than 25 % of initial value at rated current, temperature rises $\Delta t < 40^{\circ}\text{C}$.
7. MSL: LEVEL 1