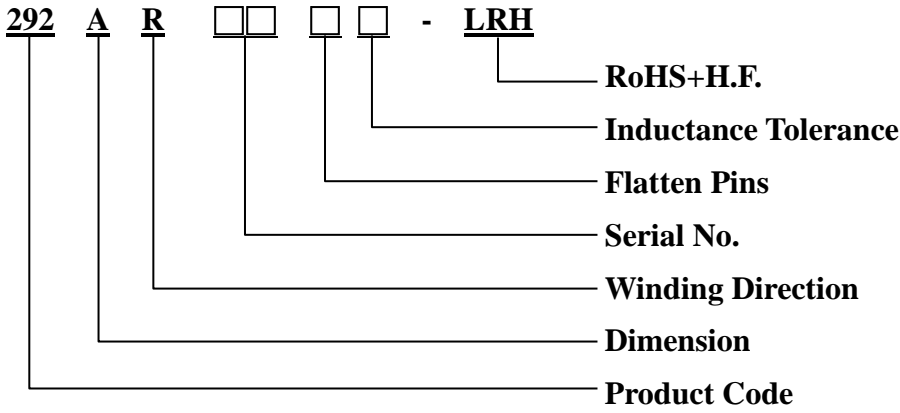


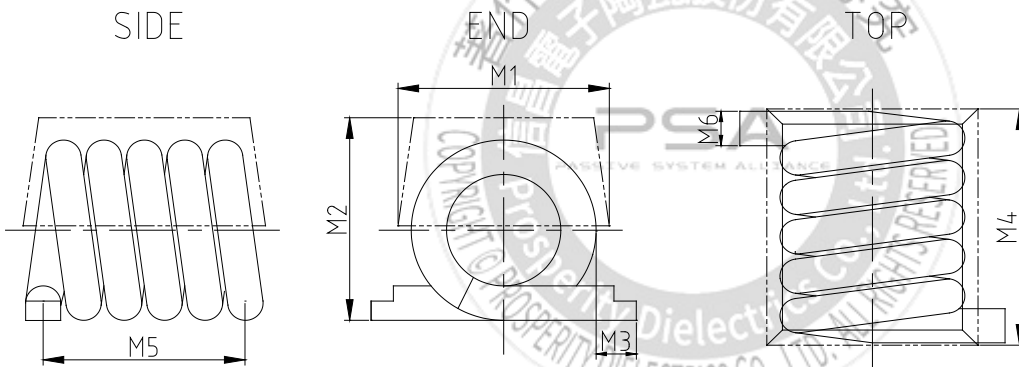
SPECIFICATION FOR APPROVAL

※ This is a RoHS and REACH compliant product whose related documents are available on request.
 ※ Graphic is only for dimensionally application.

PART NUMBER IDENTIFICATION

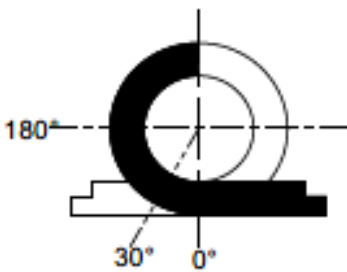


MECHANICAL DIMENSION

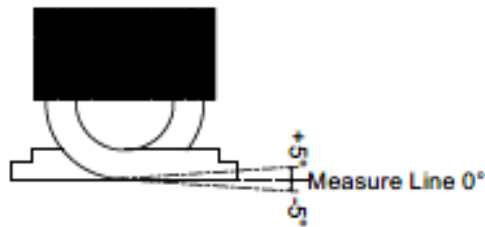


UNIT: mm

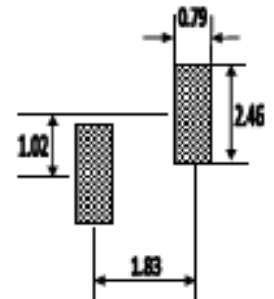
	DIM.	TOL.
M1	1.42	±0.13
M2	1.37	±0.15
M3	0.89	±0.25
M4	2.21	±0.25
M5	1.83	±0.25
M6	0.38	±0.05



TINNED LENGTH BETWEEN 30° AND 180°



※ CO-PLANE ≤ 0.10mm



Recommended Patterns

SPECIFICATION FOR APPROVAL

ELECTRICAL SPECIFICATION

Part number	Inductance (nH)	Inductance Tolerance	Q MIN.	Test Frequency (MHz)	DC Resistance (mΩ) MAX.	SRF (GHz) MIN.	Rated Current (A) MAX.
292AR12A□-LRH	1.65	J,K	100	800	4.0	10.0	1.6
292AR13A□-LRH	2.55	G,J,K	100	800	5.0	8.2	1.6
292AR14A□-LRH	3.85	G,J,K	100	800	6.0	7.5	1.6
292AR15A□-LRH	5.4	G,J	100	800	8.0	7.0	1.6

TEST INSTRUMENT: HP4291B、FIXTURE 16193A、HP8753E、CHROMA16502

□TOLERANCE: G:±2%, J:±5%, K:±10%

NOTE : 1. Inductance & Q measured on the HP4291B. with HP16193A test fixture.

2. SRF measured using the HP8753E.

3. Operating temperature range: -25°C to +125°C.

4. Storage temperature range : component:-25°C to +85°C.

5. Electrical specifications at 25°C.

6. MSL : LEVEL 1



ELECTRICAL CURVE

